

# SWITCH PROBES

## F886 (NO)

### Switch Probe 138 mil Threaded

<b>Centers (mm/mil)</b>	> 3,50 / 138
<b>Contin. current</b>	10,0 A
<b>Current (Switch)</b>	1,0 A
<b>R typ</b>	50 mOhm
<b>Temperature</b>	-45°C...+100°C

#### Spring Force (cN ±20%)

Version	Preload	Nominal
LM	30	70
LM	30	120
LM	50	200
LM	80	350
LM	220	900
SM	30	70
SM	30	120
SM	50	200
SM	80	350
SM	240	550
SM	220	900
SM	300	1250

#### Travel (mm)

Version	Nominal	Maximum
Standard	4,0	5,0
Switch Travel (mm)		1,7
Thread (M)		2,5
Wrench Size		2,6

#### Materials and Plating

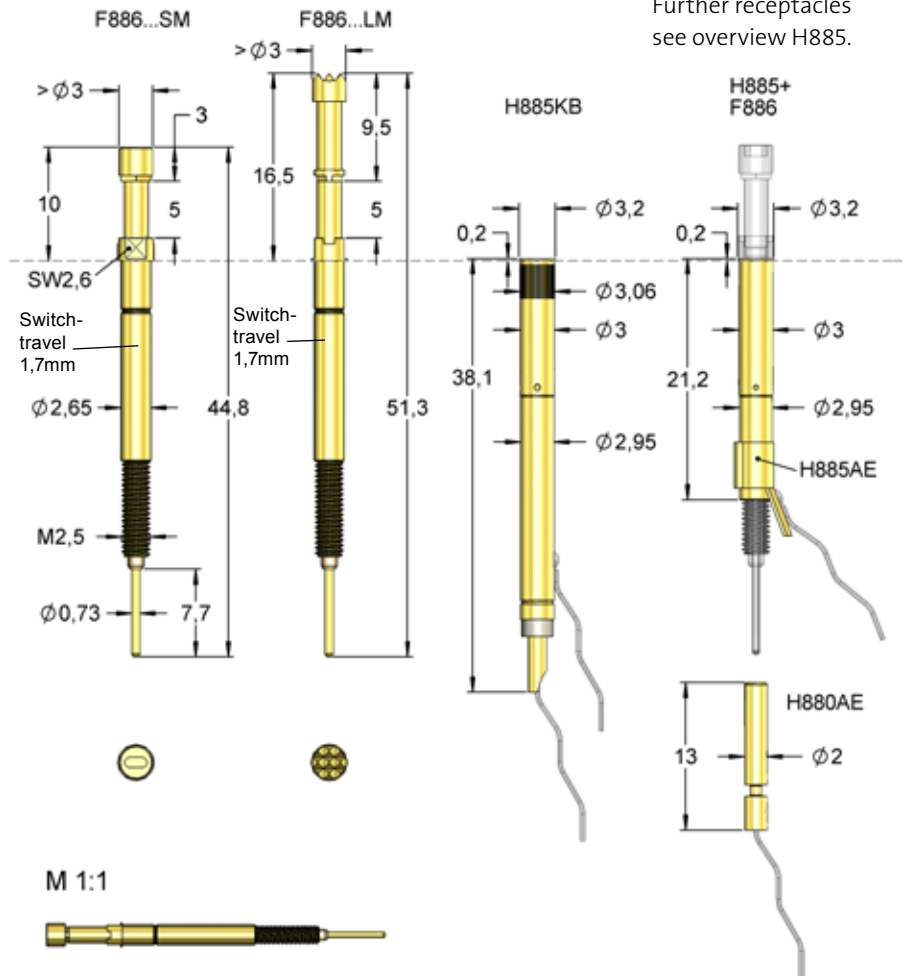
Plunger	see Tip Style
Barrel	Brass, gold plated
Spring	Music wire, silver plated
Receptacles	Brass, gold plated

#### Accessories

Insertion tool receptacle	FEWZ-774E0
Screw-in tool probe	FWZ885S1 max. Ø3,1 mm
Screw-in tool probe	FWZ760S1 max. Ø4,0 mm
Screw driver	FWZ886S2

Series	Tip-Ø	Spring Force (cN)
<b>F886</b>	<b>17</b>	<b>350</b>
	<b>T</b>	<b>N</b>
		<b>SM</b>
	Tip Style	Material
		Plating
		Version

**Material:** B = BeCu, K = Synthetic, H = Synthetic head with ring, T = BeCu head isolated, Gold plated  
**Tip-Ø:** 350 = 3,50 mm (e.g.)  
**Plating:** G = Gold plated, N = Nickel plated, U = Unplated  
**Version:** SM = Short version, LM = Long version  
**Receptacle:** Order code according drawing



Further receptacles see overview H885.

The probe F886 can be height adjusted by 5,0 mm, independently from the used receptacle. It is held in its position by pressure marks. For higher order volumes also versions with 3,5 mm switch travel are possible on request (e.g. F88617B300G-900SM35).

\* Center differing from standard.

Tip Style	Number	Material	Ø in mm	Plating	Version
	06	B	3,00	G	LM
	06	B	3,00	G	SM
	06	B	4,00 *	G	SM
	17	B	3,00	G	LM
	17	B	3,00	G	SM
	17	B	3,50 *	G	LM
	17	B	3,50 *	G	SM
	17	B	4,00 *	G	LM
	17	B	4,00 *	G	SM
	17	B	4,50 *	G	LM
	17	B	4,50 *	G	SM

# SWITCH PROBES

## F886 (NO)





























### Switch Probe 138 mil Threaded

#### Drill Size (mm)

Receptacle without knurl	2,98 - 2,99
Receptacle with knurl	3,00 - 3,02

#### Projection Height (mm)

F886...SM and receptacle with collar height 0,2mm	10,2 - 15,2
F886...SM and receptacle with collar height 5,0mm	15,0 - 20,0
F886...LM and receptacle with collar height 0,2mm	16,7 - 21,7
F886...LM and receptacle with collar height 5,0mm	21,5 - 26,5

Tip Style	Number	Material	Ø in mm	Plating	Version
	17	B	5,00 *	G	SM
	17	B	5,50 *	G	SM
	17	B	5,90 *	G	LM
	17	B	5,90 *	G	SM
	17	H	3,00	U	LM
	17	H	3,00	U	SM
	17	H	3,50 *	U	LM
	17	H	3,50 *	U	SM
	17	H	4,00 *	U	LM
	17	H	4,00 *	U	SM
	17	H	4,50 *	U	LM
	17	H	4,50 *	U	SM
	17	H	5,00 *	U	LM
	17	H	5,00 *	U	SM
	17	H	5,50 *	U	SM
	17	H	6,00 *	U	SM
	17	K	3,00	U	LM
	17	K	3,00	U	SM
	17	K	3,50 *	U	LM
	17	K	3,50 *	U	SM
	17	K	4,00 *	U	SM
	17	K	4,50 *	U	SM
	17	K	5,00 *	U	SM
	17	K	5,50 *	U	SM
	17	K	5,90 *	U	SM
	17	T	3,00	N	SM
	17	T	3,50 *	N	SM
	17	T	5,00 *	N	SM